


TEAMGROUP Gen5 SSD IG5666 FW Update operating instruction

Notice :

- This firmware update tool is only applicable to the **GC PRO** product model (Model Name: **T-FORCE TM8FFL002T / T-FORCE TM8FFL004T**) with the **IG5666** controller. The update can only be performed on one SSD at a time.
- Please ensure that your SSD meets the following conditions before proceeding with the firmware update:
 - **Product Model:** GC PRO (Model Name: T-FORCE TM8FFL002T / T-FORCE TM8FFL004T)
 - **Controller:** IG5666
 - **Current Firmware Version:** 050g050G
 - **Upgradable to Firmware Version:** 050g0554
- During the firmware update process, data stored on the SSD may be lost. It is strongly recommended to back up important data beforehand to prevent data loss.
- This firmware update operation is only supported on **Windows 10 / Windows 11** operating systems.

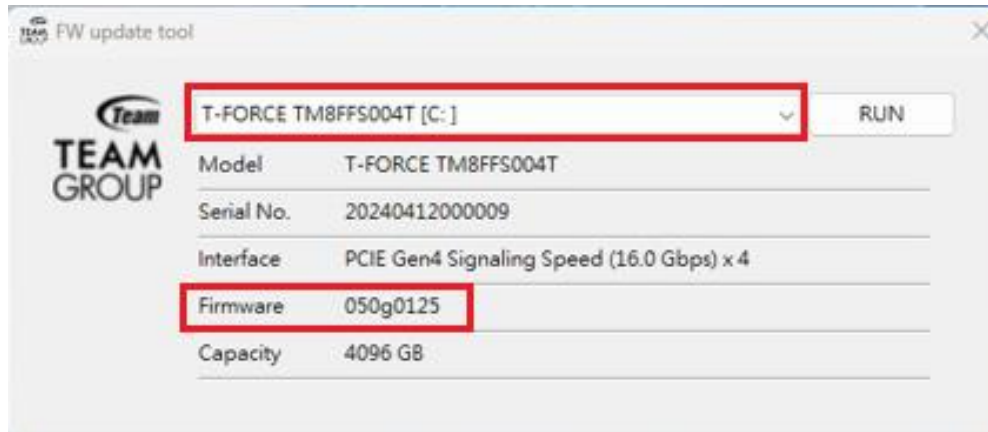
1. Firmware Update Process.

1-1. Execute the “**FW update tool**”.

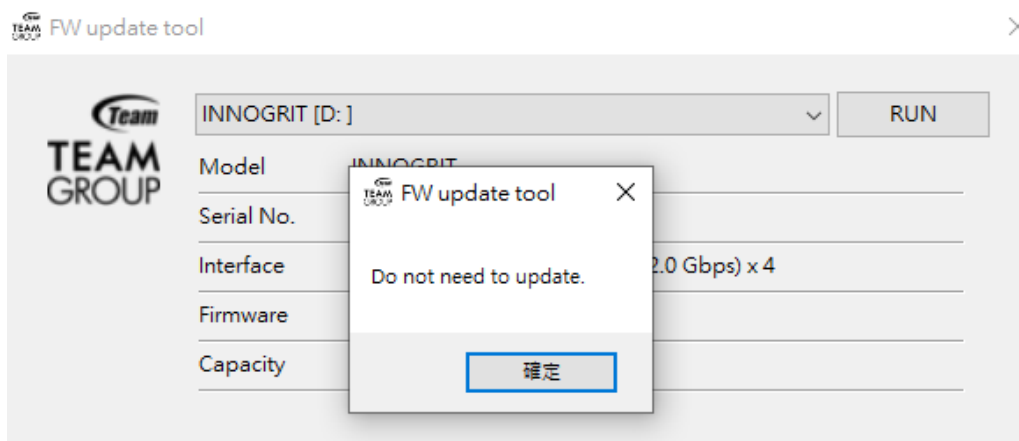


1-2. Select the SSD device to be updated and confirm the old firmware version.

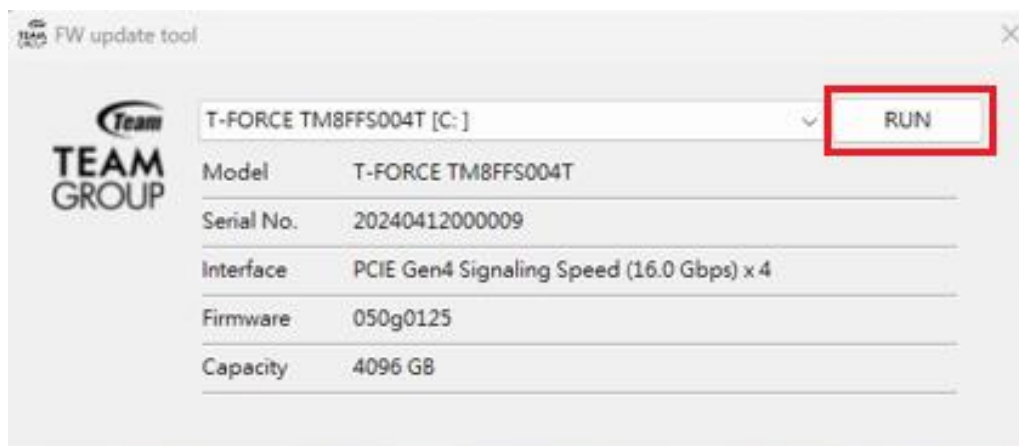
TEAMGROUP Gen5 SSD IG5666 FW Update operating instruction



* If the FW is already the latest version or the FW version is not in the supported update list, the program will prompt that no update is required.

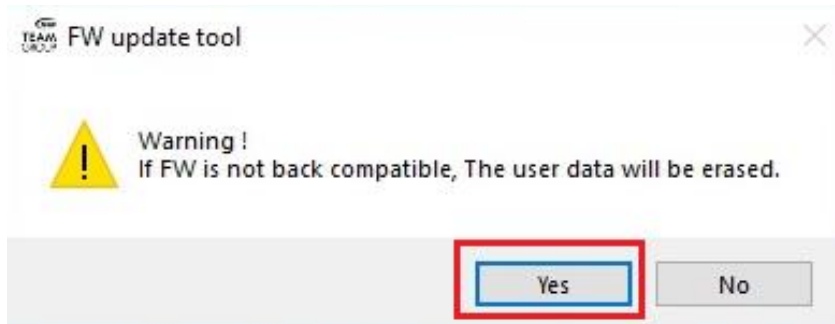


1-3. Click "RUN" to start updating FW.

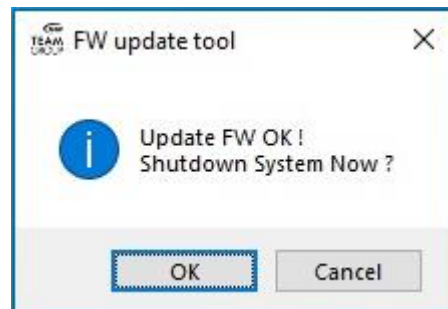


TEAMGROUP Gen5 SSD IG5666 FW Update operating instruction

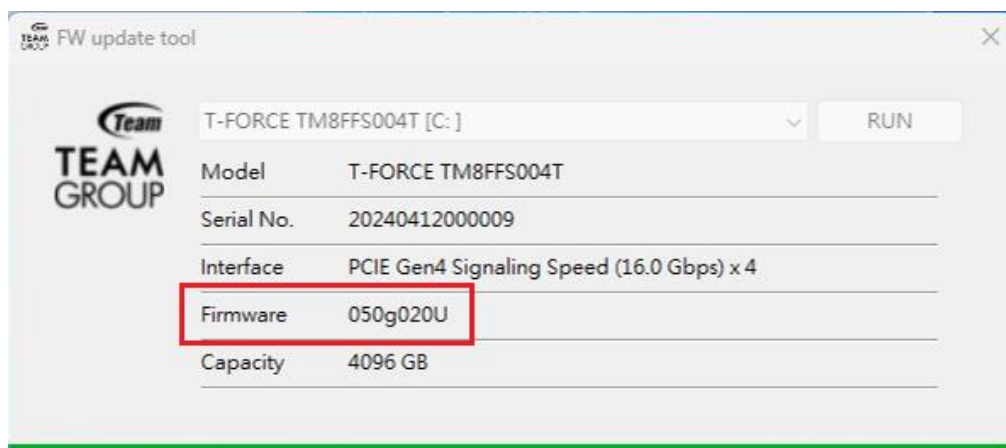
1-4. Click "Yes" to start updating FW.



1-5. Update FW completed. Click "OK" to Shutdown your computer.



1-6. Check whether the firmware version of the SSD is the new version FW.




TEAMGROUP Gen5 SSD IG5666 FW Update operating instruction

2. Firmware version confirmation:

2-1. Please go to the following path to download and install the Team Group S.M.A.R.T tool to check your SSD firmware version.

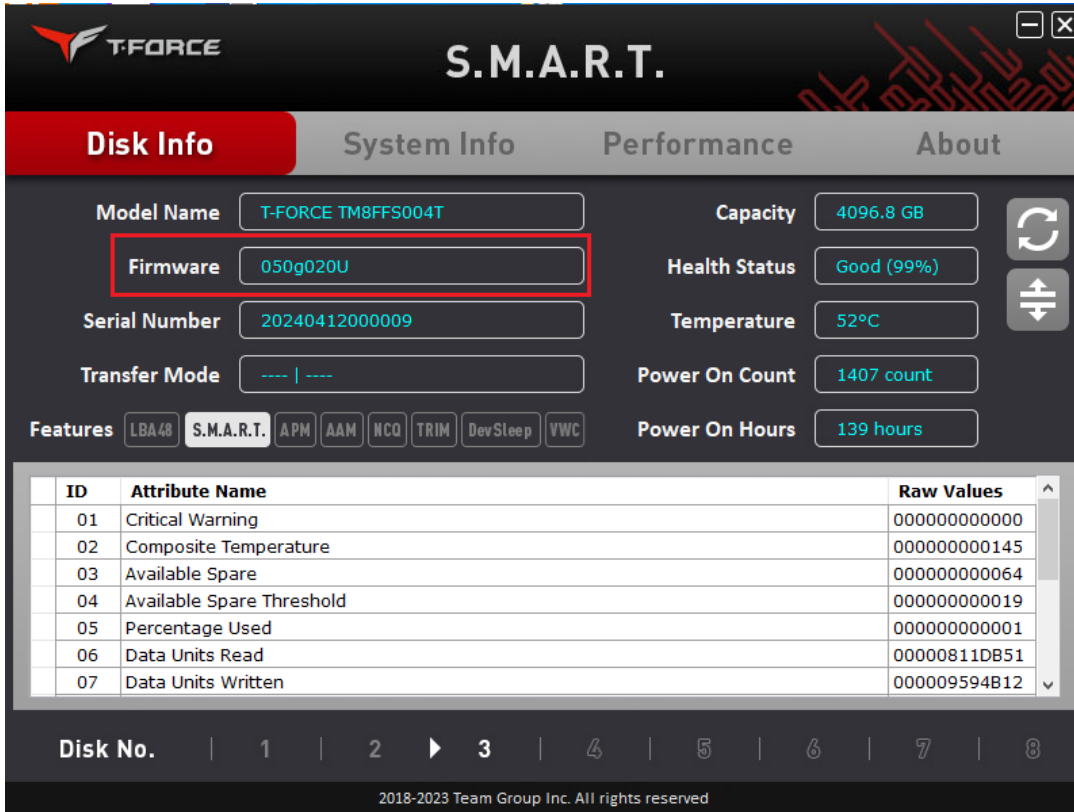
- **Team Group S.M.A.R.T. Tool :**

<https://support.teamgroupinc.com/en/support/download.php>

SSD Product	SSD S.M.A.R.T. TOOL	v0.1.6.2	2023-06-19	9.3MB	
-------------	---------------------	----------	------------	-------	---

2-2. Use Team Group SMART Tool to confirm whether the FW version of the updated SSD is the new version FW.

TEAMGROUP Gen5 SSD IG5666 FW Update operating instruction



The screenshot shows the T-FORCE S.M.A.R.T. utility interface. The 'Disk Info' tab is selected, displaying various disk attributes. The 'Firmware' field is highlighted with a red box. Below the main information, there is a table of attributes with 7 rows. The table has three columns: ID, Attribute Name, and Raw Values. The attributes listed are Critical Warning, Composite Temperature, Available Spare, Available Spare Threshold, Percentage Used, Data Units Read, and Data Units Written. The bottom of the interface shows a disk navigation bar with 8 disks, where disk 3 is currently selected. The footer indicates the copyright is 2018-2023 Team Group Inc.

ID	Attribute Name	Raw Values
01	Critical Warning	000000000000
02	Composite Temperature	00000000145
03	Available Spare	000000000064
04	Available Spare Threshold	000000000019
05	Percentage Used	000000000001
06	Data Units Read	00000811DB51
07	Data Units Written	000009594B12

Notice: If you encounter issues while updating the SSD FW, please contact our sales or customer service team directly for assistance.